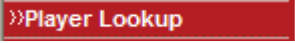



Instructions for Printing Medical Release Forms / Player Forms per Team:

- 1 Coach, Team Manager, Asst Coach Logs in.
2. Left Navigation, click on **Player Lookup** 


Player Lookup Page Size: 25 Report: -Choose Report- 

Select Team
All Teams

Select Play Type Select Gender Select Age Group Application Status AcceptedPaid
All Play Types All Genders Select Age Group All Application Status All All


State Assoc. Disciplinary Filter By Disciplinary Status Search By Search For:
All No Filter All Last name, First Name


Application Date: From To

 Player Name <input type="button" value="v"/>	Address	Team ID	Player ID	Birthdate	Appl Date	PlayLevel
--	---------	---------	-----------	-----------	-----------	-----------

3. Select Current Season from drop-down menu if available. **Select Team** from drop-down if multiple teams, or just **click search** (you can search for one player if you only need one form).

4. When you have search results listed on your page, select the report **Application Forms (PDF)** from Report drop down and click the printer icon.

Report: Application Forms (PDF) 

Printer icon= 

This will generate a PDF report of any and all forms your club has configured as available in our system. Open this PDF and print the forms.